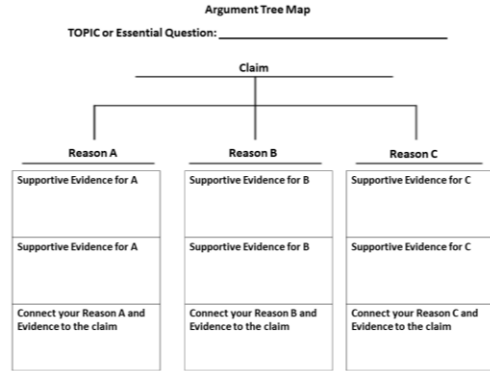



# DEBATE PROCESS, ROLES, and RULES

First step, plan your argument using the Argument Tree Map...



## Argument Tree Map

TOPIC or Essential Question: \_\_\_\_\_




**Opening Statement Presenter (Pro Side):** (3 min.) (4 pts)

State your claim and supportive reasons (A, B, and C). Do not give specific information; just say something like, "My claim is true because of A, B, and C."

Claim \_\_\_\_\_

\_\_\_\_\_

\_\_\_\_\_

Reason A \_\_\_\_\_

\_\_\_\_\_

\_\_\_\_\_

Reason B \_\_\_\_\_

\_\_\_\_\_


\_\_\_\_\_

Reason C \_\_\_\_\_

\_\_\_\_\_

\_\_\_\_\_

Example: The boy is \_\_\_\_\_ (good/bad) as evident in the story when \_\_\_\_\_. Also, it is true because \_\_\_\_\_. Finally, it is true because \_\_\_\_\_.



**Reasons and Evidence Presenters (Pro Side):** (3 min.) (5 pts.)

Restate the supportive reasons for the claim and give specific **evidence (details) that prove the soundness of your reasons.** This is where you cite evidence from news articles and other valid sources.

***You can also present a possible counterclaim and debunk it in advance.***

Reason A \_\_\_\_\_

Evidence \_\_\_\_\_

\_\_\_\_\_

\_\_\_\_\_

Reason B \_\_\_\_\_

Evidence \_\_\_\_\_

\_\_\_\_\_

\_\_\_\_\_

Reason C \_\_\_\_\_

Evidence \_\_\_\_\_

\_\_\_\_\_

\_\_\_\_\_


***Counterclaim*** \_\_\_\_\_

\_\_\_\_\_

\_\_\_\_\_

***Debunk the Counterclaim*** \_\_\_\_\_

\_\_\_\_\_



**Opening Statement Presenter (Con Side):** (3 min.) (4 pts)

State your claim and supportive reasons (A, B, and C). Do not give specific information; just say something like, "My claim is true because of A, B, and C."

Claim \_\_\_\_\_

\_\_\_\_\_

\_\_\_\_\_

Reason A \_\_\_\_\_

\_\_\_\_\_

\_\_\_\_\_

Reason B \_\_\_\_\_

\_\_\_\_\_


\_\_\_\_\_

Reason C \_\_\_\_\_

\_\_\_\_\_

\_\_\_\_\_

Example: The boy is \_\_\_\_\_ (good/bad) as evident in the story when \_\_\_\_\_. Also, it is true because \_\_\_\_\_. Finally, it is true because \_\_\_\_\_.



**Reasons and Evidence Presenters (Con Side):** (3 min.) (5 pts.)

Restate the supportive reasons for the claim and give specific **evidence (details) that prove the soundness of your reasons.** This is where you cite evidence from news articles and other valid sources.

*You can also present a preplanned counterclaim and debunk it, or you can take time to debunk part of the Pro Side's claim.*

Reason A \_\_\_\_\_

Evidence \_\_\_\_\_

\_\_\_\_\_

\_\_\_\_\_

Reason B \_\_\_\_\_

Evidence \_\_\_\_\_

\_\_\_\_\_

\_\_\_\_\_

Reason C \_\_\_\_\_

Evidence \_\_\_\_\_

\_\_\_\_\_

\_\_\_\_\_


**Counterclaim** \_\_\_\_\_

\_\_\_\_\_

\_\_\_\_\_

**Debunk the Counterclaim** \_\_\_\_\_

\_\_\_\_\_



# Rebuttals.

**Meet with your team to plan rebuttals.** (1 min.)

(1 pt for respectful collaboration overall)

## Rebuttal Presenters (**Pro Side**)

**Defend your claim by addressing the counterclaim, the Con Side's Claim** (2 min) (2 pts)

- Address the Con Side's claim and reasons.
- Explain why their claim, reasons, and evidence are not sound.
- Argue why your claim is more valid.

Debunking Counter Claim

---

---

Debunking Reason A and Evidence

---

---

Debunking Reason B and Evidence

---

---

Debunking Reason C and Evidence


---

---

Restate your claim and the validity of your argument.

---

---



## Rebuttal Presenters (**Con Side**)

**Defend your claim by addressing the counterclaim, the Pro Side's Claim** (2 min) (2 pts)

- Address the Pro Side's claim and reasons.
- Explain why their claim, reasons, and evidence are not sound.
- Argue why your claim is more valid.

Debunking Counter Claim

---

---

Debunking Reason A and Evidence

---

---

Debunking Reason B and Evidence

---

---

Debunking Reason C and Evidence


---

---

Restate your claim and the validity of your argument.

---

---



## Closing Statements.

**Meet with your team to plan closing statements.** (1 min.)

(1 pt for respectful collaboration overall)

**Closing Statement Presenter (Pro Side):** (2 min.) (4 pts)

Restate your claim and supportive reasons (A, B, and C) including new ideas cultivated during the debate.

- You cannot bring up new evidence at this time, though you may include new analyses if inspiration strikes.

Claim \_\_\_\_\_

\_\_\_\_\_

\_\_\_\_\_

\_\_\_\_\_

\_\_\_\_\_

\_\_\_\_\_

\_\_\_\_\_

\_\_\_\_\_

\_\_\_\_\_

\_\_\_\_\_

\_\_\_\_\_

\_\_\_\_\_


\_\_\_\_\_

\_\_\_\_\_

Compelling Conclusion (1 point)

\_\_\_\_\_

\_\_\_\_\_







## Debate Rules

- No put downs.
- You must raise your hand if it's not your time to speak.
- Teams lose 1 point for each interruption.
- Teams lose 1 point for whispering while another speaker is talking.
- Taking notes while other people are speaking is encouraged. However, do not pass notes while other people are speaking. That is distracting.
- Avoid using the word *you*. Example: "You didn't provide evidence." Your statements make people feel defensive. Try to frame ideas with "**I** statements. Example: "I didn't hear evidence supporting the idea that Martians have landed on earth..."

## TIMES

Opening Statements of Claims and Reasons = 3 minutes for each side

Presentations of Reasons and Evidence = 3 minutes for each side

Rebuttal conference = 1 minute

Presentations of Rebuttals = 2 minutes for each side

Closing statement conference = 1 minute

Closing statements for both sides = 2 minutes each

The total debate time is expected to be 22 minutes.